


4448 m.

ANIMOCA BRANDS AUSTRALIAN MOTORCYCLE GRAND PRIX

Free Practice Nr. 4

Classification

14

	Rider	Nation	Team	Motorcycle	Time	Lap Total	Gap	Top Speed
1	12 Maverick VIÑALES	SPA	Aprilia Racing	APRILIA	1'28.976	13 17		350.6
2	5 Johann ZARCO	FRA	Prima Pramac Racing	DUCATI	1'29.198	9 16	0.222 0.222	347.3
3	72 Marco BEZZECCHI	ITA	Mooney VR46 Racing Team	DUCATI	1'29.323	8 17	0.347 0.125	350.6
4	63 Francesco BAGNAIA	ITA	Ducati Lenovo Team	DUCATI	1'29.333	9 16	0.357 0.010	351.8
5	36 Joan MIR	SPA	Team SUZUKI ECSTAR	SUZUKI	1'29.406	11 15	0.430 0.073	347.3
6	20 Fabio QUARTARARO	FRA	Monster Energy Yamaha MotoGP	YAMAHA	1'29.417	12 16	0.441 0.011	345.0
7	89 Jorge MARTIN	SPA	Prima Pramac Racing	DUCATI	1'29.440	7 16	0.464 0.023	351.8
8	41 Aleix ESPARGARO	SPA	Aprilia Racing	APRILIA	1'29.463	9 17	0.487 0.023	350.6
9	43 Jack MILLER	AUS	Ducati Lenovo Team	DUCATI	1'29.481	9 19	0.505 0.018	349.5
10	21 Franco MORBIDELLI	ITA	Monster Energy Yamaha MotoGP	YAMAHA	1'29.504	4 15	0.528 0.023	342.9
11	44 Po ESPARGARO	SPA	Repsol Honda Team	HONDA	1'29.513	13 15	0.537 0.009	344.0
12	35 Cal CRUTCHLOW	GBR	WithU Yamaha RNF MotoGP Tea	YAMAHA	1'29.539	11 15	0.563 0.026	345.0
13	93 Marc MARQUEZ	SPA	Repsol Honda Team	HONDA	1'29.599	8 15	0.623 0.060	345.0
14	88 Miguel OLIVEIRA	POR	Red Bull KTM Factory Racing	KTM	1'29.656	5 17	0.680 0.057	339.6
15	23 Enea BASTIANINI	ITA	Gresini Racing MotoGP	DUCATI	1'29.666	4 16	0.690 0.010	355.2
16	10 Luca MARINI	ITA	Mooney VR46 Racing Team	DUCATI	1'29.703	5 18	0.727 0.037	346.1
17	42 Alex RINS	SPA	Team SUZUKI ECSTAR	SUZUKI	1'29.863	14 16	0.887 0.160	348.4
18	33 Brad BINDER	RSA	Red Bull KTM Factory Racing	KTM	1'29.946	7 16	0.970 0.083	347.3
19	49 Fabio DI GIANNANTONIO	ITA	Gresini Racing MotoGP	DUCATI	1'30.071	7 16	1.095 0.125	346.1
20	73 Alex MARQUEZ	SPA	LCR Honda CASTROL	HONDA	1'30.205	4 13	1.229 0.134	345.0
21	87 Remy GARDNER	AUS	Tech3 KTM Factory Racing	KTM	1'30.217	8 14	1.241 0.012	344.0
22	45 Tetsuta NAGASHIMA	JPN	LCR Honda IDEMITSU	HONDA	1'30.222	5 15	1.246 0.005	344.0
23	25 Raul FERNANDEZ	SPA	Tech3 KTM Factory Racing	KTM	1'30.260	7 12	1.284 0.038	338.6
24	40 Darryn BINDER	RSA	WithU Yamaha RNF MotoGP Tea	YAMAHA	1'30.270	5 13	1.294 0.010	345.0

Practice condition: Dry

Air: 15°

Humidity: 60%

Ground: 27°

Fastest Lap:	Lap: 13	Maverick VIÑALES	1'28.976	179.9 Km/h
Best Race Lap:	2013	Marc MARQUEZ	1'28.108	181.7 Km/h
All Time Lap Record:	2013	Jorge LORENZO	1'27.899	182.1 Km/h

The results are provisional until the end of the limit for protest and appeals.

Time limit for protest expires 30' after publication of the results - Time:

These data/results cannot be reproduced, stored and/or transmitted in whole or in part by any manner of electronic, mechanical, photocopying, recording, broadcasting or otherwise now known or herein after developed without the previous express consent by the copyright owner, except for reproduction in daily press and regular printed publications on sale to the public within 60 days of the event related to those data/results and always provided that copyright symbol appears together as follows below.

© DORNA, 2022

Official MotoGP Timing by TISSOT
www.motogp.com

Phillip Island, Saturday, October 15, 2022



ANIMOCA BRANDS AUSTRALIAN MOTORCYCLE GRAND PRIX

Free Practice Nr. 4

Top Speed & Average

15



Rider

Nation

Motorcycle

Top 5 speeds

Average

Top

Rider	Nation	Motorcycle	Top 5 speeds					Average	Top
23 Enea BASTIANINI	ITA	DUCATI	355.2	352.9	352.9	352.9	352.9	353.4	355.2
63 Francesco BAGNAIA	ITA	DUCATI	351.8	351.8	350.6	350.6	350.6	350.9	351.8
89 Jorge MARTIN	SPA	DUCATI	351.8	350.6	350.6	349.5	349.5	350.1	351.8
12 Maverick VIÑALES	SPA	APRILIA	350.6	349.5	349.5	348.4	347.3	348.8	350.6
41 Aleix ESPARGARO	SPA	APRILIA	350.6	348.4	346.1	346.1	346.1	347.5	350.6
72 Marco BEZZECCHI	ITA	DUCATI	350.6	347.3	347.3	347.3	347.3	348.0	350.6
43 Jack MILLER	AUS	DUCATI	349.5	348.4	347.3	347.3	347.3	347.7	349.5
42 Alex RINS	SPA	SUZUKI	348.4	347.3	345.0	345.0	345.0	346.1	348.4
5 Johann ZARCO	FRA	DUCATI	347.3	346.1	346.1	345.0	345.0	345.9	347.3
33 Brad BINDER	RSA	KTM	347.3	345.0	345.0	342.9	342.9	344.3	347.3
36 Joan MIR	SPA	SUZUKI	347.3	347.3	345.0	345.0	344.0	345.1	347.3
10 Luca MARINI	ITA	DUCATI	346.1	346.1	346.1	345.0	344.0	345.5	346.1
49 Fabio DI GIANNANTONIO	ITA	DUCATI	346.1	342.9	342.9	342.9	341.8	342.8	346.1
20 Fabio QUARTARARO	FRA	YAMAHA	345.0	344.0	341.8	341.8	341.8	342.7	345.0
35 Cal CRUTCHLOW	GBR	YAMAHA	345.0	345.0	344.0	344.0	342.9	344.0	345.0
40 Darryn BINDER	RSA	YAMAHA	345.0	345.0	342.9	342.9	342.9	343.7	345.0
73 Alex MARQUEZ	SPA	HONDA	345.0	345.0	345.0	345.0	344.0	344.4	345.0
93 Marc MARQUEZ	SPA	HONDA	345.0	345.0	345.0	345.0	345.0	345.0	345.0
44 Pol ESPARGARO	SPA	HONDA	344.0	342.9	342.9	341.8	341.8	342.4	344.0
45 Tetsuta NAGASHIMA	JPN	HONDA	344.0	342.9	341.8	341.8	341.8	342.5	344.0
87 Remy GARDNER	AUS	KTM	344.0	344.0	337.5	337.5	337.5	340.1	344.0
21 Franco MORBIDELLI	ITA	YAMAHA	342.9	339.6	339.6	337.5	336.5	338.4	342.9
88 Miguel OLIVEIRA	POR	KTM	339.6	338.6	338.6	337.5	337.5	338.4	339.6
25 Raul FERNANDEZ	SPA	KTM	338.6	338.6	334.4	334.4	333.4	335.9	338.6

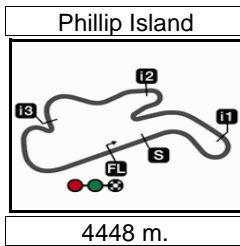
These data/results cannot be reproduced, stored and/or transmitted in whole or in part by any manner of electronic, mechanical, photocopying, recording, broadcasting or otherwise now known or herein after developed without the previous express consent by the copyright owner, except for reproduction in daily press and regular printed publications on sale to the public within 60 days of the event related to those data/results and always provided that copyright symbol appears together as follows below.

© DORNA, 2022

Official MotoGP Timing by TISSOT
www.motogp.com



Phillip Island, Saturday, October 15, 2022



Results and timing service provided by TISSOT

MotoGP™

ANIMOCA BRANDS AUSTRALIAN MOTORCYCLE GRAND PRIX

Free Practice Nr. 4

Chronological Analysis of Performances

16

* Lap / Sector time cancelled T1 Time from finish line to 1st intermediate T3 Time from 2nd intermed. to 3rd intermed.
P Crossing the finish line in pit lane T2 Time from 1st intermed. to 2nd intermed. T4 Time from 3rd intermediate to finish line
**Tyre data subject to further updates

Lap	Lap Time	T1	T2	T3	T4	Speed	Lap	Lap Time	T1	T2	T3	T4	Speed	
1st	12	Maverick VIÑALES APRILIA SPA						14	1'30.832	21.931	26.311	17.515	25.075	309.6
		Aprilia Racing						15	1'30.323	21.393	26.351	17.478	25.101	347.3
								16	1'30.130	21.403	26.236	17.440	25.051	345.0

Run #	1	Front Tyre	Slick-Hard	Rear Tyre	Slick-Hard	Speed
		New Tyre		New Tyre		
1	2'31.012		32.880	27.227	18.071	25.082
2	1'30.170		21.600	26.274	17.490	24.806
3	1'29.336		21.423	26.103	17.119	24.691
4	1'29.477		21.308	26.206	17.150	24.813
5	1'29.784		21.507	26.215	17.309	24.753
6	1'29.519 *		21.322	26.122*	17.216	24.859
7	1'29.505		21.333	26.135	17.212	24.825
8	1'34.585		21.418	30.153	17.839	25.175
9	1'29.758		21.391	26.207	17.251	24.909
10	1'29.255 P		21.317	28.255	18.147	21.536

Run #	2	Front Tyre	Slick-Medium	Rear Tyre	Slick-Medium	Speed
		7 Laps at start		New Tyre		
11	1'43.864		34.526	26.671	17.575	25.092
12	1'29.089		21.262	25.977	17.129	24.721
13	1'28.976		21.238	25.876	17.155	24.707
14	1'29.628		21.198	26.185	17.464	24.781
15	1'29.644		21.358	26.242	17.174	24.870
16	1'30.851		21.329	26.323	18.225	24.974
17	1'30.542		21.521	26.607	17.515	24.899

Run #	1	Front Tyre	Slick-Medium	Rear Tyre	Slick-Hard	Speed
		4 Laps at start		New Tyre		
1	2'16.377		34.066	28.276	17.971	25.280
2	1'31.441		21.633	26.798	17.691	25.319
3	1'29.437		21.418	26.188	17.251	24.580
4	1'30.344		21.417	26.063	17.207	25.657
5	1'29.232		21.406	26.078	17.193	24.555
6	1'29.812 *		21.512	26.229*	17.334	24.737
7	1'29.627		21.473	26.182	17.216	24.756
8	1'29.615		21.478	26.079	17.273	24.785
9	1'29.198		21.249	25.943	17.270	24.736
10	1'35.039 P		21.681	33.266	17.751	22.341

Run #	2	Front Tyre	Slick-Hard	Rear Tyre	Slick-Hard	Speed
		New Tyre		10 Laps at start		
11	1'48.929		34.704	28.049	20.663	25.513
12	1'31.955		22.944	26.625	17.504	24.882
13	1'29.867		21.435	26.185	17.436	24.811

Run #	1	Front Tyre	Slick-Medium	Rear Tyre	Slick-Hard	Speed
		9 Laps at start		New Tyre		
1	2'17.198		34.423	28.104	18.344	25.423
2	1'30.721		21.509	26.423	17.489	25.300
3	1'29.822		21.773	26.096	17.183	24.770
4	1'29.517		21.291	25.978	17.185	25.063
5	1'29.473		21.445	26.029	17.150	24.849
6	1'29.549 *		21.366	26.046*	17.216	24.921
7	1'29.815		21.412	26.074	17.204	25.125
8	1'29.323		21.273	26.004	17.158	24.888
9	1'29.557		21.286	26.041	17.282	24.948
10	1'30.822 P		21.251	28.475	18.378	22.718

Run #	2	Front Tyre	Slick-Medium	Rear Tyre	Slick-Hard	Speed
		19 Laps at start		10 Laps at start		
11	1'49.614		34.271	32.113	17.795	25.435
12	1'30.069		21.588	26.180	17.263	25.038
13	1'29.824		21.309	26.057	17.402	25.056
14	1'29.895		21.303	26.241	17.333	25.018
15	1'30.087		21.433	26.146	17.399	25.109
16	1'30.507		21.371	26.244	17.536	25.356
17	1'30.607		21.374	26.487	17.497	25.249

Run #	1	Front Tyre	Slick-Medium	Rear Tyre	Slick-Hard	Speed
		New Tyre		New Tyre		
1	2'24.072		34.123	27.702	18.355	26.061
2	1'31.645		22.149	26.598	17.782	25.116
3	1'29.925		21.481	26.255	17.391	24.798
4	1'46.333		21.465	42.033	17.941	24.894
5	1'30.388		21.774	26.272	17.499	24.843
6	1'30.095 P		21.519	26.334*	17.982	24.260

Run #	2	Front Tyre	Slick-Medium	Rear Tyre	Slick-Hard	Speed
		6 Laps at start		6 Laps at start		
7	1'43.895		34.125	27.002	17.729	25.039
8	1'29.799		21.474	26.029	17.441	24.855
9	1'29.333		21.254	25.973	17.313	24.793

Fastest Lap:	Maverick VIÑALES	Aprilia Racing	SPA	1'28.976	21.238	25.876	17.155	24.707
---------------------	------------------	----------------	-----	-----------------	--------	--------	--------	--------

These data/results cannot be reproduced, stored and/or transmitted in whole or in part by any manner of electronic, mechanical, photocopying, recording, broadcasting or otherwise now known or herein after developed without the previous express consent by the copyright owner, except for reproduction in daily press and regular printed publications on sale to the public within 60 days of the event related to those data/results and always provided that copyright symbol appears together as follows below.
© DORNA, 2022



Free Practice Nr. 4

MotoGP

Lap	Lap Time	T1	T2	T3	T4	Speed
10	1'29.480	21.263	26.013	17.362	24.842	351.8
11	1'29.788	21.319	26.120	17.438	24.911	348.4
12	1'29.416	21.257	25.994	17.358	24.807	350.6
13	1'45.176	24.949	37.111	18.055	25.061	351.8
14	1'29.564	21.378	26.091	17.332	24.763	348.4
15	1'29.737	21.306	26.066	17.434	24.931	350.6
16	1'30.026	21.294	26.351	17.413	24.968	350.6

5th 36 **Joan MIR** SUZUKI SPA
Team SUZUKI ECSTAR

Run #	1	Front Tyre	Slick-Hard	Rear Tyre	Slick-Hard	Speed
		New Tyre		New Tyre		
1	2'35.384	33.531	28.217	18.156	25.358	
2	1'32.607	21.872	26.434	17.437	26.864	323.4
3	1'30.262	21.548	26.458	17.428	24.828	344.0
4	1'31.319	22.322	26.490	17.614	24.893	347.3
5	1'31.658	21.619	27.752	17.504	24.783	339.6
6	1'29.534 *	21.350	26.245*	17.221	24.718	347.3
7	1'29.630	21.309	26.278	17.255	24.788	344.0
8	1'32.986 P	23.903	28.427	17.977	22.679	315.9

Run #	2	Front Tyre	Slick-Medium	Rear Tyre	Slick-Medium	Speed
		5 Laps at start		New Tyre		
9	1'44.800	34.471	27.378	17.815	25.136	
10	1'30.464	21.765	26.365	17.428	24.906	341.8
11	1'29.406	21.361	26.078	17.244	24.723	342.9
12	1'29.569	21.238	26.026	17.186	25.119	345.0
13	1'29.610	21.308	26.059	17.359	24.884	344.0
14	1'32.566	21.346	28.052	17.911	25.257	345.0
15	1'29.924	21.356	26.227	17.361	24.980	344.0
	PIT	23.026	28.135	18.221	22.242	315.0

6th 20 **Fabio QUARTARARO** YAMAHA FRA
Monster Energy Yamaha MotoGP

Run #	1	Front Tyre	Slick-Hard	Rear Tyre	Slick-Hard	Speed
		New Tyre		New Tyre		
1	2'40.943	34.045	27.730	18.039	25.584	
2	1'30.357	21.886	26.217	17.320	24.934	339.6
3	1'29.775	21.406	26.185	17.289	24.895	339.6
4	1'29.562	21.311	26.152	17.293	24.806	345.0
5	1'29.534	21.371	26.103	17.275	24.785	341.8
6	1'29.762 *	21.374	26.217*	17.304	24.867	341.8
7	1'29.564	21.322	26.141	17.271	24.830	340.7
8	1'36.700 P	21.337	29.392	24.000	21.971	341.8

Run #	2	Front Tyre	Slick-Medium	Rear Tyre	Slick-Soft	Speed
		4 Laps at start		3 Laps at start		
9	1'45.951	35.887	27.196	17.782	25.086	
10	1'36.079	21.461	32.280	17.450	24.888	338.6
11	1'29.523	21.348	26.064	17.267	24.844	341.8
12	1'29.417	21.331	25.974	17.256	24.856	332.3
13	1'29.679	21.323	26.113	17.338	24.905	340.7
14	1'29.607	21.273	26.100	17.277	24.957	344.0
15	1'31.152	22.783	26.069	17.358	24.942	338.6
16	1'29.934	21.305	26.178	17.416	25.035	338.6

7th 89 **Jorge MARTIN** DUCATI SPA
Prima Pramac Racing

Run #	1	Front Tyre	Slick-Hard	Rear Tyre	Slick-Hard	Speed
		New Tyre		New Tyre		
1	2'30.846	32.645	27.108	18.111	25.226	
2	1'30.097	21.543	26.145	17.659	24.750	347.3
3	1'30.062	22.022	26.124	17.328	24.588	350.6
4	1'29.785	21.324	26.147	17.442	24.872	335.4
5	1'29.742	21.362	26.126	17.236	25.018	349.5
6	1'29.228 *	21.319	26.092*	17.208	24.609	338.6
7	1'29.440	21.354	26.090	17.316	24.680	346.1
8	1'39.966	21.546	33.760	19.356	25.304	335.4
9	1'30.004	21.481	26.252	17.414	24.857	349.5
10	1'32.673	21.241	26.194	17.368	27.870	351.8
11	1'29.677	21.332	26.152	17.404	24.789	350.6
12	1'32.119 P	22.728	28.397	18.373	22.621	347.3

Run #	2	Front Tyre	Slick-Hard	Rear Tyre	Slick-Hard	Speed
		12 Laps at start		12 Laps at start		
13	1'46.197	34.753	27.939	18.163	25.342	
14	1'30.350	21.451	26.501	17.420	24.978	348.4
15	1'30.286	21.498	26.270	17.469	25.049	349.5
16	1'30.499	21.481	26.357	17.585	25.076	349.5

8th 41 **Aleix ESPARGARO** APRILIA SPA
Aprilia Racing

Run #	1	Front Tyre	Slick-Hard	Rear Tyre	Slick-Hard	Speed
		New Tyre		New Tyre		
1	2'27.149	33.028	27.694	18.029	25.731	
2	1'30.775	21.789	26.367	17.630	24.989	337.5
3	1'30.509	21.653	26.340	17.438	25.078	348.4
4	1'30.336	21.396	26.489	17.543	24.908	341.8
5	1'29.782	21.517	26.349	17.149	24.767	350.6
6	1'30.213 *	21.333	26.596*	17.379	24.905	346.1
7	1'29.709	21.353	26.231	17.270	24.855	344.0
8	1'35.926	22.003	30.037	18.424	25.462	345.0
9	1'29.463	21.316	26.212	17.162	24.773	346.1
10	1'29.856	21.276	26.180	17.261	25.139	346.1
11	1'29.477 P	21.603	28.399	18.479	20.996	332.3

Run #	2	Front Tyre	Slick-Hard	Rear Tyre	Slick-Hard	Speed
		11 Laps at start		11 Laps at start		
12	1'43.939	33.236	27.190	17.971	25.542	
13	1'30.585	21.575	26.461	17.417	25.132	344.0
14	1'30.093	21.281	26.481	17.366	24.965	345.0
15	1'30.390	21.511	26.731	17.189	24.959	340.7
16	1'30.036	21.238	26.248	17.358	25.192	344.0
17	1'30.586	21.376	26.683	17.400	25.127	341.8

9th 43 **Jack MILLER** DUCATI AUS
Ducati Lenovo Team

Run #	1	Front Tyre	Slick-Hard	Rear Tyre	Slick-Hard	Speed
		New Tyre		New Tyre		
1	2'25.634	33.830	27.445	18.030	27.139	
2	1'30.675	22.018	26.399	17.474	24.784	325.4

Fastest Lap: Maverick VIÑALES Aprilia Racing SPA **1'28.976** 21.238 25.876 17.155 24.707

These data/results cannot be reproduced, stored and/or transmitted in whole or in part by any manner of electronic, mechanical, photocopying, recording, broadcasting or otherwise now known or herein after developed without the previous express consent by the copyright owner, except for reproduction in daily press and regular printed publications on sale to the public within 60 days of the event related to those data/results and always provided that copyright symbol appears together as follows below.
© DORNA, 2022



Free Practice Nr. 4

MotoGP

Lap	Lap Time	T1	T2	T3	T4	Speed	Lap	Lap Time	T1	T2	T3	T4	Speed						
3	1'29.695	21.554	26.119	17.349	24.673	334.4	Run # 2	Front Tyre Slick-Hard	Rear Tyre Slick-Soft										
4	1'30.539	21.496	26.434	17.624	24.985	327.3	9 Laps at start						4 Laps at start						
5	1'29.773	21.534	26.089	17.357	24.793	346.1	10	1'45.430	33.791	27.703	18.113	25.823							
6	1'37.198 *	21.890	32.142*	18.093	25.073	347.3	11	1'31.278	21.698	26.853	17.643	25.084	341.8						
7	1'29.816	21.598	26.099	17.289	24.830	344.0	12	1'29.795	21.386	26.213	17.314	24.882	341.8						
8	1'30.668	21.518	26.254	17.651	25.245	348.4	13	1'29.513	21.189	26.159	17.339	24.826	341.8						
9	1'29.481	21.460	26.022	17.249	24.750	347.3	14	1'30.086	21.252	26.359	17.446	25.029	339.6						
10	1'30.197	21.368	26.091	17.423	25.315	349.5	15	1'30.276	21.329	26.436	17.457	25.054	341.8						
11	1'36.325	25.446	28.076	17.741	25.062	347.3	PIT						23.970	28.621	18.160	21.724	323.4		
12	1'30.284	21.536	26.286	17.420	25.042	344.0	12th 35 Cal CRUTCHLOW YAMAHA GBR WithU Yamaha RNF MotoGP Team												
13	1'40.099	27.261	29.655	17.802	25.381	345.0	Run # 1	Front Tyre Slick-Medium	Rear Tyre Slick-Soft										
14	1'30.484	21.628	26.298	17.494	25.064	347.3	7 Laps at start						4 Laps at start						
15	1'30.171	21.447	26.179	17.447	25.098	344.0	1	2'19.711	34.098	28.607	18.423	26.776							
16	1'33.284	23.522	26.865	17.523	25.374	347.3	2	1'42.964	22.397	34.944	20.051	25.572	322.5						
17	1'30.710	21.610	26.395	17.564	25.141	345.0	3	1'32.490	22.050	27.491	17.687	25.262	326.3						
18	1'30.630	21.616	26.390	17.491	25.133	347.3	4	1'30.246	21.535	26.344	17.461	24.906	345.0						
19	1'35.481	24.860	27.507	17.711	25.403	345.0	5	1'30.391	21.618	26.330	17.421	25.022	345.0						
							6	1'30.505 *	21.570	26.383*	17.501	25.051	344.0						
							7	1'30.384	21.564	26.293	17.430	25.097	342.9						
							8	1'40.677 P	32.152	27.492	18.933	22.100	341.8						
							Run # 2	Front Tyre Slick-Hard	Rear Tyre Slick-Hard										
							New Tyre						New Tyre						
							9	1'50.660	35.762	27.246	17.666	29.986							
							10	1'32.879	23.350	26.711	17.730	25.088	333.4						
							11	1'29.539	21.364	26.115	17.247	24.813	341.8						
							12	1'32.313	22.552	26.589	17.826	25.346	322.5						
							13	1'29.912	21.454	26.148	17.369	24.941	342.9						
							14	1'30.128	21.520	26.174	17.482	24.952	344.0						
							15	1'30.280	21.579	26.330	17.448	24.923	332.3						
							PIT						47.424	33.791	19.862	22.367	333.4		

10th 21 Franco MORBIDELLI YAMAHA ITA
Monster Energy Yamaha MotoGP

Run #	1	Front Tyre	Slick-Hard	Rear Tyre	Slick-Hard	Speed				
New Tyre						New Tyre				
1	2'41.015	33.826	27.749	18.025	25.485					
2	1'30.421	21.955	26.378	17.269	24.819	330.3				
3	1'29.786	21.480	26.327	17.301	24.678	318.7				
4	1'29.504	21.367	26.260	17.221	24.656	333.4				
5	1'29.701	21.472	26.190	17.251	24.788	326.3				
6	1'29.794 *	21.493	26.283*	17.248	24.770	336.5				
7	1'30.049	21.479	26.231	17.456	24.883	333.4				
8	1'39.417 P	25.283	33.689	18.535	21.910	334.4				
Run #	2	Front Tyre	Slick-Hard	Rear Tyre	Slick-Hard	Speed				
8 Laps at start						8 Laps at start				
9	1'50.238	35.577	27.387	17.683	29.591					
10	1'31.746	22.346	26.740	17.637	25.023	328.3				
11	1'30.599	21.574	26.517	17.490	25.018	339.6				
12	1'30.264	21.497	26.414	17.395	24.958	337.5				
13	1'30.407	21.460	26.406	17.411	25.130	342.9				
14	1'30.682	21.579	26.506	17.470	25.127	336.5				
15	1'31.002	21.613	26.542	17.607	25.240	339.6				
PIT						26.178	30.801	18.542	23.712	336.5

11th 44 Pol ESPARGARO HONDA SPA
Repsol Honda Team

Run #	1	Front Tyre	Slick-Hard	Rear Tyre	Slick-Hard	Speed
New Tyre						New Tyre
1	2'17.623	33.533	27.960	18.032	25.604	
2	1'41.618	21.577	37.051	17.935	25.055	335.4
3	1'29.952	21.356	26.362	17.350	24.884	344.0
4	1'30.050	21.322	26.346	17.452	24.930	340.7
5	1'31.297	21.749	26.655	17.728	25.165	327.3
6	1'31.392 *	21.558	26.947*	17.780	25.107	334.4
7	1'29.888	21.371	26.310	17.331	24.876	342.9
8	1'29.951	21.220	26.259	17.348	25.124	341.8
9	1'31.703 P	24.501	27.726	17.865	21.611	342.9

13th 93 Marc MARQUEZ HONDA SPA
Repsol Honda Team

Run #	1	Front Tyre	Slick-Hard	Rear Tyre	Slick-Hard	Speed
New Tyre						New Tyre
1	1'53.884	35.596	28.766	18.588	26.116	
2	1'32.104	21.926	27.136	17.710	25.332	333.4
3	1'30.028	21.383	26.301	17.462	24.882	342.9
4	1'29.775	21.292	26.184	17.427	24.872	345.0
5	1'29.821	21.313	26.155	17.456	24.897	344.0
6	1'29.706	21.339	26.069	17.386	24.912	345.0
7	1'34.466	21.876	28.459	18.528	25.603	345.0
8	1'29.599	21.235	26.051	17.391	24.922	344.0
9	1'31.457 P	22.379	28.281	18.668	22.129	339.6
Run #	2	Front Tyre	Slick-Hard	Rear Tyre	Slick-Hard	Speed
9 Laps at start						9 Laps at start
10	1'46.430	34.171	28.045	18.327	25.887	
11	1'31.434	21.801	26.664	17.734	25.235	332.3
12	1'29.985	21.362	26.183	17.461	24.979	344.0
13	1'30.111	21.381	26.263	17.425	25.042	344.0
14	1'30.040	21.339	26.176	17.522	25.003	345.0
15	1'30.220	21.309	26.251	17.601	25.059	345.0

Fastest Lap: Maverick VIÑALES Aprilia Racing SPA **1'28.976** 21.238 25.876 17.155 24.707

These data/results cannot be reproduced, stored and/or transmitted in whole or in part by any manner of electronic, mechanical, photocopying, recording, broadcasting or otherwise now known or herein after developed without the previous express consent by the copyright owner, except for reproduction in daily press and regular printed publications on sale to the public within 60 days of the event related to those data/results and always provided that copyright symbol appears together as follows below.
© DORNA, 2022



Free Practice Nr. 4

MotoGP

Lap	Lap Time	T1	T2	T3	T4	Speed	Lap	Lap Time	T1	T2	T3	T4	Speed
14th	88	Miguel OLIVEIRA		KTM	POR		3	1'29.955	21.624	26.245	17.415	24.671	325.4
		Red Bull KTM Factory Racing					4	1'31.396	21.429	27.359	17.742	24.866	328.3
							5	1'29.703	21.411	26.275	17.325	24.692	335.4
							6	1'35.316 *	21.654	29.787*	18.868	25.007	334.4
							7	1'29.839	21.386	26.240	17.424	24.789	332.3
							8	1'38.327	23.909	29.261	19.651	25.506	336.5
							9	1'30.080	21.326	26.357	17.408	24.989	346.1
							10	1'30.225	21.456	26.340	17.461	24.968	341.8
							11	1'29.898	21.324	26.235	17.467	24.872	346.1
							12	1'29.938	21.276	26.373	17.395	24.894	346.1
							13	1'29.184 P	21.870	26.955	18.109	22.250	337.5

Run #	1	Front Tyre	Slick-Hard	Rear Tyre	Slick-Hard	Speed
			New Tyre		New Tyre	
1	2'14.245	35.774	28.737	18.622	26.220	
2	1'35.442	21.858	26.491	17.539	29.554	330.3
3	1'29.859	21.536	26.271	17.369	24.683	330.3
4	1'31.830	21.555	26.332	18.031	25.912	321.5
5	1'29.656	21.421	26.210	17.233	24.792	331.3
6	1'30.254 *	21.443	26.343*	17.541	24.927	331.3
7	1'30.946	21.426	26.175	17.285	26.060	338.6
8	1'29.975	21.556	26.234	17.292	24.893	335.4
9	1'29.702	21.475	26.041	17.340	24.846	335.4
10	1'29.974	21.511	26.207	17.349	24.907	335.4
11	1'30.433	21.556	26.157	17.601	25.119	333.4
12	1'30.233	21.472	26.201	17.490	25.070	336.5
13	1'30.458	21.663	26.352	17.415	25.028	331.3
14	1'35.157	23.085	28.479	18.072	25.521	339.6
15	1'31.735	21.430	26.243	18.532	25.530	338.6
16	1'30.435	21.571	26.312	17.493	25.059	337.5
17	1'30.706	21.547	26.393	17.585	25.181	335.4
	PIT	24.548	27.732	18.162	20.863	337.5

Run #	2	Front Tyre	Slick-Medium	Rear Tyre	Slick-Soft	Speed
			6 Laps at start		3 Laps at start	
14	1'49.700	38.290	27.743	18.161	25.506	
15	1'30.675	21.676	26.410	17.627	24.962	341.8
16	1'29.746	21.348	26.172	17.419	24.807	345.0
17	1'31.681	21.325	27.620	17.831	24.905	344.0
18	1'29.749	21.408	26.088	17.433	24.820	340.7

Run #	1	Front Tyre	Slick-Medium	Rear Tyre	Slick-Hard	Speed
			4 Laps at start		New Tyre	
1	2'35.223	33.950	28.151	18.106	25.533	
2	1'33.994	21.624	26.219	17.385	28.766	346.1
3	1'29.921	21.522	26.167	17.367	24.865	347.3
4	1'29.666	21.258	26.230	17.333	24.845	355.2
5	1'32.862	23.640	26.777	17.521	24.924	352.9
6	1'29.868 *	21.349	26.267*	17.235	25.017	339.6
7	1'29.760	21.287	26.180	17.296	24.997	345.0
8	1'32.533	22.543	26.982	17.777	25.231	346.1
9	1'31.698	21.427	27.150	17.871	25.250	351.8
10	1'30.095	21.329	26.271	17.500	24.995	352.9
11	1'28.810 P	22.812	26.922	17.746	21.330	350.6
Run #	2	Front Tyre	Slick-Hard	Rear Tyre	Slick-Hard	Speed
			New Tyre		11 Laps at start	
12	1'43.989	33.953	27.015	17.674	25.347	
13	1'30.176	21.353	26.443	17.410	24.970	350.6
14	1'35.441	21.221	30.434	17.931	25.855	352.9
15	1'30.014	21.413	26.188	17.364	25.049	352.9
16	1'36.279	21.380	27.375	17.781	29.743	351.8

Run #	1	Front Tyre	Slick-Medium	Rear Tyre	Slick-Medium	Speed
			10 Laps at start		17 Laps at start	
1	2'26.163	33.610	27.790	18.182	25.888	
2	1'31.229	21.866	26.666	17.554	25.143	333.4
3	1'30.733	21.512	26.508	17.619	25.094	341.8
4	1'30.541	21.539	26.516	17.426	25.060	341.8
5	1'44.586	29.452	28.029	21.503	25.602	344.0
6	1'30.946 *	21.535	26.621*	17.505	25.285	345.0
7	1'30.942	21.441	26.592	17.574	25.335	347.3
8	1'30.273 P	21.997	27.856	18.106	22.314	342.9
Run #	2	Front Tyre	Slick-Hard	Rear Tyre	Slick-Hard	Speed
			New Tyre		New Tyre	
9	1'45.170	34.411	27.353	17.946	25.460	
10	1'30.769	21.569	26.418	17.631	25.151	345.0
11	1'30.371	21.451	26.333	17.426	25.161	345.0
12	1'30.062	21.439	26.290	17.317	25.016	344.0
13	1'30.450	21.404	26.237	17.334	25.475	341.8
14	1'29.863	21.364	26.167	17.403	24.929	344.0
15	1'30.290	21.414	26.334	17.461	25.081	341.8
16	1'30.032	21.329	26.302	17.399	25.002	348.4
	PIT	24.439	28.160	18.508	24.681	341.8

Run #	1	Front Tyre	Slick-Hard	Rear Tyre	Slick-Hard	Speed
			New Tyre		New Tyre	
1	2'24.145	35.150	27.789	18.292	25.952	
2	1'31.698	22.262	26.604	17.758	25.074	324.4

Run #	1	Front Tyre	Slick-Hard	Rear Tyre	Slick-Hard	Speed
			New Tyre		New Tyre	
1	2'18.219	35.975	28.706	18.440	30.863	
2	1'40.072	22.028	35.272	17.753	25.019	322.5
3	1'30.197	21.563	26.274	17.430	24.930	341.8
4	1'30.434	21.441	26.563	17.506	24.924	334.4
5	1'30.051	21.577	26.333	17.315	24.826	339.6
6	1'30.084 *	21.412	26.449*	17.441	24.782	345.0
7	1'29.946	21.433	26.466	17.296	24.751	339.6

Fastest Lap: Maverick VIÑALES Aprilia Racing SPA **1'28.976** 21.238 25.876 17.155 24.707

These data/results cannot be reproduced, stored and/or transmitted in whole or in part by any manner of electronic, mechanical, photocopying, recording, broadcasting or otherwise now known or herein after developed without the previous express consent by the copyright owner, except for reproduction in daily press and regular printed publications on sale to the public within 60 days of the event related to those data/results and always provided that copyright symbol appears together as follows below.
© DORNA, 2022

Official MotoGP Timing by **TISSOT**
www.motogp.com



Phillip Island, Saturday, October 15, 2022

Free Practice Nr. 4

MotoGP

Lap	Lap Time	T1	T2	T3	T4	Speed	Lap	Lap Time	T1	T2	T3	T4	Speed
8	1'40.622	21.284	35.802	18.146	25.390	338.6	12	1'31.507	21.604	26.882	17.610	25.411	345.0
9	1'30.220	21.312	26.386	17.338	25.184	341.8	13	1'31.550	21.563	26.681	17.743	25.563	344.0
10	1'36.406	27.474	26.557	17.392	24.983	347.3		PIT	21.846	26.842	18.260	22.144	332.3
11	1'30.030	P 21.718	28.213	17.728	22.371	342.9							

Run #	2	Front Tyre	Slick-Hard	Rear Tyre	Slick-Hard	
		5 Laps at start		11 Laps at start		
12	1'44.097	32.754	27.474	18.017	25.852	
13	1'31.230	21.559	26.715	17.745	25.211	338.6
14	1'30.030	21.507	26.261	17.329	24.933	340.7
15	1'30.043	21.308	26.483	17.303	24.949	345.0
16	1'30.024	21.469	26.303	17.327	24.925	342.9
	PIT	21.727	28.492	18.115	23.813	342.9

19th 49 Fabio DI GIANNANTONI DUCATI ITA
Gresini Racing MotoGP

Run #	1	Front Tyre	Slick-Medium	Rear Tyre	Slick-Hard	
		8 Laps at start		New Tyre		
1	2'24.402	35.001	27.868	18.243	26.008	
2	1'31.537	22.151	26.759	17.638	24.989	319.6
3	1'30.611	21.632	26.605	17.366	25.008	316.8
4	1'30.195	21.379	26.432	17.345	25.039	338.6
5	1'30.111	21.502	26.366	17.273	24.970	336.5
6	1'36.967	* 21.603	32.023*	18.168	25.173	342.9
7	1'30.071	21.447	26.344	17.378	24.902	341.8
8	1'30.792	21.289	26.464	17.441	25.598	346.1
9	1'30.193	21.292	26.423	17.426	25.052	341.8
10	1'35.674	P 22.925	31.221	18.534	22.994	339.6

Run #	2	Front Tyre	Slick-Hard	Rear Tyre	Slick-Hard	
		New Tyre		10 Laps at start		
11	1'50.064	36.290	27.482	17.993	28.299	
12	1'31.354	21.721	26.702	17.705	25.226	327.3
13	1'31.320	21.597	26.662	17.729	25.332	342.9
14	1'31.241	21.681	26.714	17.615	25.231	342.9
15	1'30.975	21.591	26.610	17.489	25.285	341.8
16	1'30.860	21.519	26.464	17.511	25.366	341.8
	PIT	21.542	29.889	19.520	24.231	340.7

20th 73 Alex MARQUEZ HONDA SPA
LCR Honda CASTROL

Run #	1	Front Tyre	Slick-Hard	Rear Tyre	Slick-Hard	
		4 Laps at start		New Tyre		
1	2'00.767	33.986	28.442	18.677	26.366	
2	1'32.313	21.945	27.140	17.809	25.419	338.6
3	1'30.819	21.545	26.626	17.600	25.048	345.0
4	1'30.205	21.449	26.317	17.459	24.980	344.0
5	1'30.346	21.354	26.327	17.625	25.040	345.0
6	10'40.318	P 21.384				345.0
Run #	2	Front Tyre	Slick-Medium	Rear Tyre	Slick-Medium	
		8 Laps at start		14 Laps at start		
7	1'49.185	35.128	29.464	18.458	26.135	
8	1'33.955	22.008	27.066	17.843	27.038	340.7
9	1'31.356	21.669	26.633	17.689	25.365	344.0
10	1'31.273	21.564	26.587	17.759	25.363	344.0
11	1'31.808	21.684	26.682	18.022	25.420	344.0

21st 87 Remy GARDNER KTM AUS
Tech3 KTM Factory Racing

Run #	1	Front Tyre	Slick-Hard	Rear Tyre	Slick-Hard	
		New Tyre		New Tyre		
1	2'15.253	36.905	30.291	19.180	28.916	
2	1'32.503	22.602	26.833	17.666	25.402	318.7
3	1'30.768	21.805	26.585	17.379	24.999	322.5
4	1'30.386	21.694	26.328	17.174	25.190	327.3
5	1'30.366	21.692	26.373	17.256	25.045	337.5
6	1'32.510	* 22.654	27.169*	17.649	25.038	337.5
7	1'31.215	21.491	26.315	17.280	26.129	335.4
8	1'30.217	21.508	26.351	17.254	25.104	344.0
9	1'33.867	P 21.629	26.368	20.421	25.449	333.4

Run #	2	Front Tyre	Slick-Hard	Rear Tyre	Slick-Hard	
		9 Laps at start		9 Laps at start		
10	1'46.048	33.994	28.022	18.140	25.892	
11	1'30.944	21.939	26.432	17.396	25.177	330.3
12	1'30.361	21.536	26.383	17.332	25.110	334.4
13	1'30.756	21.549	26.621	17.323	25.263	344.0
14	1'35.327	23.548	27.144	19.237	25.398	336.5
	PIT	21.594	26.847	19.798	24.381	337.5

22nd 45 Tetsuta NAGASHIMA HONDA JPN
LCR Honda IDEMITSU

Run #	1	Front Tyre	Slick-Medium	Rear Tyre	Slick-Hard	
		10 Laps at start		New Tyre		
1	2'00.979	33.032	27.872	18.663	26.390	
2	1'32.263	21.935	27.063	17.955	25.310	325.4
3	1'30.954	21.634	26.613	17.610	25.097	335.4
4	1'30.298	21.479	26.431	17.398	24.990	341.8
5	1'30.222	21.407	26.422	17.296	25.097	342.9
6	1'32.014	21.569	27.050	18.040	25.355	338.6
7	1'40.688	21.649	36.116	17.715	25.208	340.7
8	1'30.823	21.524	26.324	17.599	25.376	344.0
9	1'30.038	P 21.739	27.222	18.105	22.972	338.6

Run #	2	Front Tyre	Slick-Medium	Rear Tyre	Slick-Hard	
		19 Laps at start		9 Laps at start		
10	1'45.194	34.296	27.424	17.859	25.615	
11	1'31.611	21.794	26.691	17.709	25.417	335.4
12	1'32.782	21.568	26.788	17.705	26.721	340.7
13	1'31.470	21.630	26.722	17.706	25.412	341.8
14	1'31.669	21.742	26.726	17.686	25.515	341.8
15	1'31.479	21.730	26.684	17.673	25.392	338.6
	PIT	22.205	27.432	18.472	23.480	338.6

Fastest Lap: Maverick VIÑALES Aprilia Racing SPA **1'28.976** 21.238 25.876 17.155 24.707

These data/results cannot be reproduced, stored and/or transmitted in whole or in part by any manner of electronic, mechanical, photocopying, recording, broadcasting or otherwise now known or herein after developed without the previous express consent by the copyright owner, except for reproduction in daily press and regular printed publications on sale to the public within 60 days of the event related to those data/results and always provided that copyright symbol appears together as follows below.
© DORNA, 2022

Official MotoGP Timing by **TISSOT**
www.motogp.com

Phillip Island, Saturday, October 15, 2022

Page 5 of 6



Free Practice Nr. 4

MotoGP

Lap	Lap Time	T1	T2	T3	T4	Speed	Lap	Lap Time	T1	T2	T3	T4	Speed
-----	----------	----	----	----	----	-------	-----	----------	----	----	----	----	-------

23rd **25** **Raul FERNANDEZ** KTM SPA
Tech3 KTM Factory Racing

Run #	1	Front Tyre	Slick-Hard	Rear Tyre	Slick-Hard	
			New Tyre		New Tyre	
1	2'18.663	33.320	27.807	18.182	30.026	
2	1'40.996	21.837	36.034	17.878	25.247	325.4
3	1'30.838	21.669	26.808	17.482	24.879	331.3
4	1'30.302	21.576	26.287	17.401	25.038	330.3
5	1'35.977	23.464	27.558	19.759	25.196	333.4
6	1'35.301 *	21.754	26.603*	17.465	29.479	324.4
7	1'30.260	21.560	26.373	17.398	24.929	334.4
8	1'34.051 P	25.234	27.927	18.032	22.858	322.5

Run #	2	Front Tyre	Slick-Hard	Rear Tyre	Slick-Hard	
			8 Laps at start		8 Laps at start	
9	1'46.638	35.879	27.704	17.884	25.171	
10	1'36.483	21.588	32.241	17.536	25.118	334.4
11	1'32.792	21.597	26.504	17.411	27.280	338.6
12	1'30.936	21.594	26.533	17.381	25.428	327.3
	PIT	25.301	28.987	18.095	23.873	338.6

24th **40** **Darryn BINDER** YAMAHA RSA
WithU Yamaha RNF MotoGP Team

Run #	1	Front Tyre	Slick-Medium	Rear Tyre	Slick-Hard	
			New Tyre		New Tyre	
1	2'14.800	35.571	28.532	18.572	26.437	
2	1'31.319	22.043	26.486	17.509	25.281	333.4
3	1'33.326	23.889	26.968	17.485	24.984	338.6
4	1'30.335	21.525	26.396	17.408	25.006	336.5
5	1'30.270	21.459	26.478	17.470	24.863	345.0
6	1'32.411 *	21.477	26.867*	18.705	25.362	342.9
7	1'30.476	21.490	26.380	17.402	25.204	342.9
8	1'30.522 P	21.877	26.471	17.751	24.423	340.7

Run #	2	Front Tyre	Slick-Medium	Rear Tyre	Slick-Soft	
			8 Laps at start		4 Laps at start	
9	2'00.863	48.498	28.320	17.875	26.170	
10	1'36.598	25.892	27.775	17.609	25.322	338.6
11	1'31.243	21.725	26.601	17.559	25.358	339.6
12	1'30.893	21.763	26.498	17.505	25.127	342.9
13	1'37.152	21.837	28.757	20.959	25.599	340.7
	PIT	21.807	27.026	18.507	23.348	345.0

Fastest Lap: Maverick VIÑALES Aprilia Racing SPA **1'28.976** 21.238 25.876 17.155 24.707

These data/results cannot be reproduced, stored and/or transmitted in whole or in part by any manner of electronic, mechanical, photocopying, recording, broadcasting or otherwise now known or herein after developed without the previous express consent by the copyright owner, except for reproduction in daily press and regular printed publications on sale to the public within 60 days of the event related to those data/results and always provided that copyright symbol appears together as follows below.
© DORNA, 2022


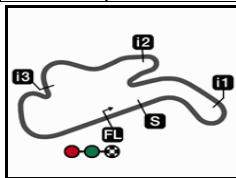
Official MotoGP Timing by **TISSOT**
www.motogp.com

Phillip Island, Saturday, October 15, 2022

Page 6 of 6



Phillip Island

Results and timing service provided by  TISSOT

4448 m.

ANIMOCA BRANDS AUSTRALIAN MOTORCYCLE GRAND PRIX

Free Practice Nr. 4

Best Partial Times

MotoGP™

IT Ideal Lap Time, sum of the best partial times

BT Best Lap Time


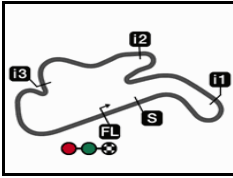
T1		T2		T3		T4				IT		BT
Pos	Rider	Time	Rider	Time	Rider	Time	Rider	Time	Pos	Rider	IT	BT
1	P.ESPARGARO	21.189	M.VIÑALES	25.876	M.VIÑALES	17.119	J.ZARCO	24.555	1	M.VIÑALES	1'28.884	1'28.976 (1)
2	M.VIÑALES	21.198	J.ZARCO	25.943	A.ESPARGARO	17.149	J.MARTIN	24.588	2	J.ZARCO	1'28.940	1'29.198 (2)
3	E.BASTIANINI	21.221	F.BAGNAIA	25.973	M.BEZZECCHI	17.150	F.MORBIDELLI	24.656	3	J.MARTIN	1'29.127	1'29.440 (7)
4	M.MARQUEZ	21.235	F.QUARTARARO	25.974	R.GARDNER	17.174	L.MARINI	24.671	4	M.BEZZECCHI	1'29.149	1'29.323 (3)
5	J.MIR	21.238	M.BEZZECCHI	25.978	J.MIR	17.186	J.MILLER	24.673	5	J.MIR	1'29.168	1'29.406 (5)
6	A.ESPARGARO	21.238	J.MILLER	26.022	J.ZARCO	17.193	M.OLIVEIRA	24.683	6	F.QUARTARAR	1'29.288	1'29.417 (6)
7	J.MARTIN	21.241	J.MIR	26.026	J.MARTIN	17.208	M.VIÑALES	24.691	7	F.BAGNAIA	1'29.303	1'29.333 (4)
8	J.ZARCO	21.249	M.OLIVEIRA	26.041	F.MORBIDELLI	17.221	J.MIR	24.718	8	J.MILLER	1'29.312	1'29.481 (9)
9	M.BEZZECCHI	21.251	M.MARQUEZ	26.051	M.OLIVEIRA	17.233	B.BINDER	24.751	9	A.ESPARGAR	1'29.334	1'29.463 (8)
10	F.BAGNAIA	21.254	L.MARINI	26.088	E.BASTIANINI	17.235	F.BAGNAIA	24.763	10	L.MARINI	1'29.360	1'29.703 (16)
11	F.QUARTARARO	21.273	J.MARTIN	26.090	C.CRUTCHLOW	17.247	A.ESPARGARO	24.767	11	M.OLIVEIRA	1'29.378	1'29.656 (14)
12	L.MARINI	21.276	C.CRUTCHLOW	26.115	J.MILLER	17.249	M.BEZZECCHI	24.770	12	F.MORBIDELLI	1'29.434	1'29.504 (10)
13	B.BINDER	21.284	P.ESPARGARO	26.159	F.QUARTARARO	17.256	F.QUARTARARO	24.785	13	E.BASTIANINI	1'29.468	1'29.666 (15)
14	F.DI GIANNANTO	21.289	E.BASTIANINI	26.167	F.DI GIANNANTO	17.273	C.CRUTCHLOW	24.813	14	P.ESPARGAR	1'29.488	1'29.513 (11)
15	A.RINS	21.329	A.RINS	26.167	B.BINDER	17.296	P.ESPARGARO	24.826	15	C.CRUTCHLO	1'29.539	1'29.539 (12)
16	A.MARQUEZ	21.354	A.ESPARGARO	26.180	T.NAGASHIMA	17.296	E.BASTIANINI	24.845	16	M.MARQUEZ	1'29.544	1'29.599 (13)
17	C.CRUTCHLOW	21.364	F.MORBIDELLI	26.190	F.BAGNAIA	17.313	D.BINDER	24.863	17	B.BINDER	1'29.592	1'29.946 (18)
18	F.MORBIDELLI	21.367	B.BINDER	26.261	P.ESPARGARO	17.314	M.MARQUEZ	24.872	18	A.RINS	1'29.742	1'29.863 (17)
19	J.MILLER	21.368	R.FERNANDEZ	26.287	A.RINS	17.317	R.FERNANDEZ	24.879	19	F.DI GIANNAN	1'29.808	1'30.071 (19)
20	T.NAGASHIMA	21.407	R.GARDNER	26.315	L.MARINI	17.325	F.DI GIANNANTO	24.902	20	R.GARDNER	1'29.979	1'30.217 (21)
21	M.OLIVEIRA	21.421	A.MARQUEZ	26.317	R.FERNANDEZ	17.381	A.RINS	24.929	21	T.NAGASHIMA	1'30.017	1'30.222 (22)
22	D.BINDER	21.459	T.NAGASHIMA	26.324	M.MARQUEZ	17.386	A.MARQUEZ	24.980	22	D.BINDER	1'30.104	1'30.270 (24)
23	R.GARDNER	21.491	F.DI GIANNANTO	26.344	D.BINDER	17.402	T.NAGASHIMA	24.990	23	R.FERNANDEZ	1'30.107	1'30.260 (23)
24	R.FERNANDEZ	21.560	D.BINDER	26.380	A.MARQUEZ	17.459	R.GARDNER	24.999	24	A.MARQUEZ	1'30.110	1'30.205 (20)

These data/results cannot be reproduced, stored and/or transmitted in whole or in part by any manner of electronic, mechanical, photocopying, recording, broadcasting or otherwise now known or herein after developed without the previous express consent by the copyright owner, except for reproduction in daily press and regular printed publications on sale to the public within 60 days of the event related to those data/results and always provided that copyright symbol appears together as follows below.
© DORNA, 2022

Official MotoGP Timing by TISSOT
www.motogp.com




Phillip Island

Results and timing service provided by **MotoGP™**

4448 m.

ANIMOCA BRANDS AUSTRALIAN MOTORCYCLE GRAND PRIX**Free Practice Nr. 4****Fastest Laps Sequence**

<i>Practice Time</i>	 <i>Rider</i>	<i>Nation</i>	<i>Motorcycle</i>	<i>Time</i>	<i>Km/h</i>	<i>Rider's Lap</i>
3'25.988	93 Marc MARQUEZ	SPA	HONDA	1'32.104	173.8	2
3'46.119	40 Darryn BINDER	RSA	YAMAHA	1'31.319	175.3	2
3'47.919	72 Marco BEZZECCHI	ITA	DUCATI	1'30.721	176.5	2
3'56.309	43 Jack MILLER	AUS	DUCATI	1'30.675	176.5	2
4'00.943	89 Jorge MARTIN	SPA	DUCATI	1'30.097	177.7	2
4'56.016	93 Marc MARQUEZ	SPA	HONDA	1'30.028	177.8	3
5'17.255	5 Johann ZARCO	FRA	DUCATI	1'29.437	179.0	3
5'30.518	12 Maverick VIÑALES	SPA	APRILIA	1'29.336	179.2	3
8'16.831	5 Johann ZARCO	FRA	DUCATI	1'29.232	179.4	5
14'15.083	5 Johann ZARCO	FRA	DUCATI	1'29.198	179.5	9
23'46.260	12 Maverick VIÑALES	SPA	APRILIA	1'29.089	179.7	12
25'15.236	12 Maverick VIÑALES	SPA	APRILIA	1'28.976	179.9	13

These data/results cannot be reproduced, stored and/or transmitted in whole or in part by any manner of electronic, mechanical, photocopying, recording, broadcasting or otherwise now known or herein after developed without the previous express consent by the copyright owner, except for reproduction in daily press and regular printed publications on sale to the public within 60 days of the event related to those data/results and always provided that copyright symbol appears together as follows below.

© DORNA, 2022

Official MotoGP Timing by TISSOT
www.motogp.com



Phillip Island, Saturday, October 15, 2022